

Palmarès détaillé des équipes / Full team results

BOURG EN BRESSE

CHAMPIONNAT RHONE ALPES EQUIPES

08/03/2011 au 13/03/2011

Fédération Française
de Gymnastique







R0080123.18784.QU

JURY D et E

0123

DIVISION CRITERIUM BENJAMIN/MINIME/CADET


QUALIFICATIONS

Club / Association Ville / Town								Pen.	Total Score
1	UNION GYMNIQUE AIX LES BAINS								
FRA	AIX LES BAINS	48.332	50.399	48.666	57.099	45.399	44.865		294.760
	LAPEYRE Camille	<u>18.566</u>	16.733	<u>17.333</u>	19.033	15.466	14.366	(1)	101.497
	LAPEYRE Marian	15.433	17.033	16.700	18.966	15.600	16.833	(3)	100.565
	BELLANGER Yoan	13.533	16.633	14.633	19.100	14.333	13.666	(11)	91.898
	MOUCHE Florent	14.333	12.166	13.066	18.800	13.000	13.466	(16)	84.831
2	ANNECY GYM								
FRA	ANNECY	47.632	46.266	42.899	56.599	42.566	46.866		282.828
	MIETTE Baptiste	16.966	17.300	15.200	19.366	13.900	<u>18.033</u>	(2)	100.765
	HENRY Victor	16.200	14.966	15.266	18.533	14.433	15.800	(7)	95.198
	DALAISON Simon		14.000	9.933	18.700	14.233	13.033	(28)	69.899
	HENRY Hugo	12.433		12.433		12.433	12.900	(35)	50.199
	LETOUBLON Thomas	14.466	14.000		16.166			(39)	44.632
3	CHASSIEU GYM								
FRA	CHASSIEU	46.598	46.932	44.433	53.199	46.599	43.599		281.360
	DUNOUAU Yannis	18.566	15.466	13.400	18.900	15.700	15.633	(4)	97.665
	GUIBOUT Remi	13.433	<u>17.333</u>	16.500	17.666	<u>16.233</u>	15.400	(6)	96.565
	FOURETS Baptiste	14.166	14.133	14.533	16.633	14.666	11.200	(15)	85.331
	DEMATTEIS Audran	13.866	12.666	13.400	16.266	14.433	12.566	(18)	83.197
4	CASCOL OULLINS								
FRA	OULLINS	45.099	48.132	44.299	53.499	42.133	41.132		274.294
	SEVE Antoine	14.766	16.900	15.733	18.133	14.300	14.266	(8)	94.098
	FABRE Tanguy	15.633	16.366	13.266	19.033	13.133	13.866	(12)	91.297
	GARCIA Tanguy	14.700	14.866	15.300	16.333	14.700	13.000	(13)	88.899
	SEVE Jules	9.733	10.933	11.366	15.766	12.366	12.100	(26)	72.264
5	ENTENTE GYMNIQUE								
FRA	PIERRELATTE	44.899	43.199	40.766	52.999	42.666	40.333		264.862
	DEGIOVANI Benjamin	17.033	17.066	15.200	18.800	15.166	14.033	(5)	97.298
	GIRAUD Tristan	14.366	13.200	11.566	17.766	13.200	12.833	(19)	82.931
	RENAUDIER Yael	11.600	12.200	12.666	16.166	14.300	13.200	(20)	80.132
	HAGNERE Hugo		12.933	12.900		12.500	13.100	(32)	51.433
	GIRAUD Florian	13.500			16.433			(45)	29.933
6	AMICALE CLUB								
FRA	SEYSSINET	46.366	40.066	37.532	54.933	38.600	37.832		255.329
	LAPIERRE Alexandre	16.600	14.133	15.033	19.133	14.400	14.100	(9)	93.399
	DOUADY Mathieu	16.766	14.800	10.533	<u>19.400</u>	13.700	11.566	(14)	86.765
	ORTEGA Raphaël	13.000	10.066	11.966	16.166	10.500	12.166	(24)	73.864
	LEQUEU Francois	12.600	11.133	10.400	16.400			(34)	50.533
	DURIEZ Thibaut					10.000	11.100	(46)	21.100

souligné = meilleur total

_GENEQU_GAM.RPT du 13/03/2011 - 5.4.004 LOCAL - mono -

validé le dimanche 13 mars 2011 à 18:08 - 1/2



Palmarès détaillé des équipes / Full team results

BOURG EN BRESSE

CHAMPIONNAT RHONE ALPES EQUIPES

08/03/2011 au 13/03/2011

Fédération Française
de Gymnastique







R0080123.18784.QU

JURY D et E

0123

DIVISION CRITERIUM BENJAMIN/MINIME/CADET

QUALIFICATIONS

Club / Association Ville / Town								Pen.	Total Score
7	LES ENFANTS DU DEVOIR								
FRA	OYONNAX	41.233	41.132	37.466	51.899	34.199	42.798		248.727
	DE SIMONE Maxime	16.233	16.533	13.933	18.066	12.066	15.766	(10)	92.597
	RIVOIRA Ludovic	13.500	11.133	12.933	15.800	10.200	13.866	(22)	77.432
	NICOLAS Maxime	11.500	10.666	10.600	15.400	11.600	10.933	(27)	70.699
	CHAVANNE Benjamin		13.466		18.033		13.166	(38)	44.665
	RIVOIRA Cyril	11.133		10.200		10.533		(44)	31.866
8	LA GEXOISE								
FRA	GEX	38.698	34.632	35.198	50.298	37.165	36.500		232.491
	ROUX Yoan	14.766	12.266	13.066	17.866	13.766	12.800	(17)	84.530
	DEROBERT PORGYE Marius	11.866	11.166	11.466	16.133	11.633	11.700	(23)	73.964
	BOUILLLOT Gilles	12.066	11.200	10.666	16.266	11.500	12.000	(25)	73.698
	GENET-ARM Antoine	11.566		10.300	16.166			(42)	38.032
	BOILEAU Jonas		10.533			11.766	11.400	(43)	33.699
9	CONVENTION GYMNIQUE DE LYON								
FRA	LYON	34.966	33.833	31.165	50.400	34.965	36.066		221.395
	CHVETZOFF Nicolas		14.500	14.866	18.900	14.833	16.633	(21)	79.732
	WEBER Alexis	12.400	9.800	7.766	15.600	9.066	10.133	(30)	64.765
	PINET Pierre	11.466	9.533	8.533		11.066	9.300	(36)	49.898
	METAYER Julien	10.833	8.733		15.900	8.466		(40)	43.932
	REVOL Matteo	11.100		5.900	15.300		8.566	(41)	40.866
10	CONVENTION GYMNIQUE DE LYON								Equipe 2
FRA	LYON	29.799	23.432	28.999	36.065	30.166	27.899		176.360
	TAIN Maxence	10.366	9.433	10.866	15.966	10.500	9.566	(29)	66.697
	GIRAUD Valentin	10.200	8.066	10.600	10.233	10.400	9.300	(31)	58.799
	JACQUET Tom	8.933	5.933	7.533	9.866	9.266	9.033	(33)	50.564
	BENCHAAR Adil	9.233	5.066	7.166	9.700	7.366	7.300	(37)	45.831

souligné = meilleur total

_GENEQU_GAM.RPT du 13/03/2011 - 5.4.004 LOCAL - mono -

validé le dimanche 13 mars 2011 à 18:08 - 2/2